

# DJI R

## Roll Axis Counterweight Set

Product Information

产品信息

產品訊息

製品情報

제품 정보

Produktinformationen

Información del Producto

Information du produit

Informazioni sul prodotto

Product Informatie

informações de produto

informações de produto

Информация о продукции

v1.1 2020.10



In the Box

物品清單

組件清單

アイテムリスト

물품목록

Artikelliste

Lista de piezas

Liste du contenu  
de l'emballage

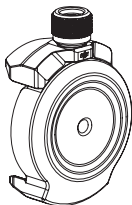
Lista degli articoli

Producten lijst

A lista de elementos

A lista de elementos

Список предметов



x 1

Tilt Motor Clamp

俯仰电机配重夹

俯仰電機配重夾

ピッチングモータのバ  
ランスウエイトクリップ

피치 모터 카운터웨이트 클램프

Gegengewichtsklemme  
am Motor der Nickachse

Abrazadera del motor  
de inclinación

Bride de contrepoids  
du moteur pas à pas

Morsetto contrappeso  
inclinato di motore

Kantelmotor klem

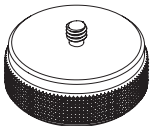
Pinça de motor de inclinação

Pinça de motor de inclinação

Зажим противовеса колебательного  
механизма

---

x 2



200g Counterweight

200 克配重块

200 克配重塊

200 グラムのバランスウ  
エイトブロック

200g 카운터웨이트 블록

200 g Gegengewicht

Contrapeso de 200g

Contrepoids: 200g

Contrappeso da 200g

200 g contragewicht

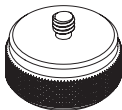
200g contrapeso

200g contrapeso

Противовес 200 г

---

x 2



100g Counterweight

100 克配重块

100 克配重塊

100 グラムのバランスウ  
エイトブロック

100g 카운터웨이트 블록

100 g Gegengewicht

Contrapeso de 100g

Contrepoids: 100g

Contrappeso da 100g

100 g contragewicht

100g contrapeso

100g contrapeso

Противовес 100 г

## Disclaimer and Warning

Congratulations on purchasing your new DJI OSMO™ product. The information in this document affects your safety and your legal rights and responsibilities. Read this entire document carefully to ensure proper configuration before use. Failure to read and follow instructions and warnings in this document may result in serious injury to yourself or others, damage to your DJI OSMO product, or damage to other objects in the vicinity. This document and all other collateral documents are subject to change at the sole discretion DJI OSMO. Please visit the official website [www.dji.com](http://www.dji.com) for the latest product information.

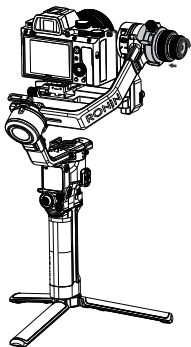
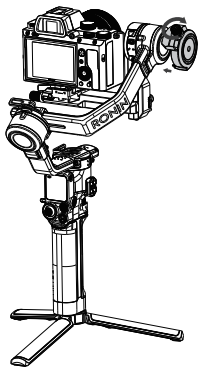
By using this product, you hereby signify that you have read this disclaimer and warning carefully and that you understand and agree to abide by the terms and conditions herein. You agree that you are solely responsible for your own conduct while using this product, and for any consequences thereof. You agree to use this product only for purposes that are proper and in accordance with all applicable laws, rules, and regulations, and all terms, precautions, practices, policies and guidelines DJI OSMO has made and may make available. DJI OSMO accepts no liability for damage, injury or any legal responsibility incurred directly or indirectly from the use of this product. The user shall observe safe and lawful practices including, but not limited to, those set forth in this document.

Notwithstanding above, your statutory rights under applicable national legislation are not affected by this disclaimer.

RONIN is a trademark of SZ DJI OSMO TECHNOLOGY CO., LTD. (abbreviated as “DJI OSMO”) and its affiliated companies. Names of products, brands, etc , appearing in this document are trademarks or registered trademarks of their respective owner companies.

## **Introduction**

This DJI R Roll Axis Counterweight Set provides a solution to level the roller direction. It is designed for the scenes of BMPCC 4K/6K camera with large lens. This solves the problem that the center of gravity of the equipment cannot be leveled when it is tilted to the left. The counterweight clamp is fixed to the pitch axis motor by manual screw nut, which can be clamped and assembled quickly without interfering with the rotation of shaft arm. Silicone antiskid gasket is set inside to protect the motor and prevent scratching. The counterweight can be installed to the 1/4 threaded hole in the center of the counterweight clamp and can be overlapped, which assists the camera to adjust the balance in the roll direction.



## Usage

Loosen the counterweight clamp to the opening state, fix it at the stabilizer pitch axis motor, and lock it with hand nut. The counterweight shall be installed to the 1/4 threaded hole in the center of the counterweight clamp, and 100g and 200g counterweights shall be added according to the actual situation.

Attention: The counterweight set will increase the load of pan tilt. The total weight of equipment should not exceed the maximum load of pan tilt.

## Specifications

Weight: Approx. 695 g

Dimensions: of Counterweight Clamp: 73.5 x 51 x 28.5 mm

Dimensions: of 100 g Counterweight: 33 x 33 x 23 mm

Dimensions: of 200 g Counterweight: 44 x 44 x 25 mm

CHS

## 免责声明和警告

感谢您购买大疆灵眸™ (DJI OSMO™) 产品。本文所提及的内容关系到您的安全以及合法权益与责任。使用本产品之前，请仔细阅读本文以确保已对产品进行正确的设置。不遵循和不按