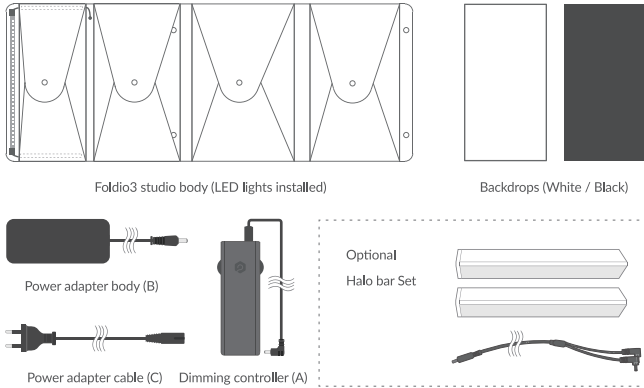


About Foldio3

Thanks for purchasing the Foldio3.
The Foldio3 is an all-in-one studio that anyone can use to take high quality pictures using a smartphone or a camera.
Now, become a professional with the Foldio3.

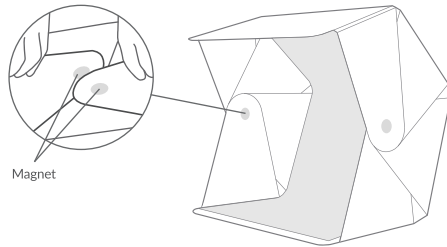


Product Overview



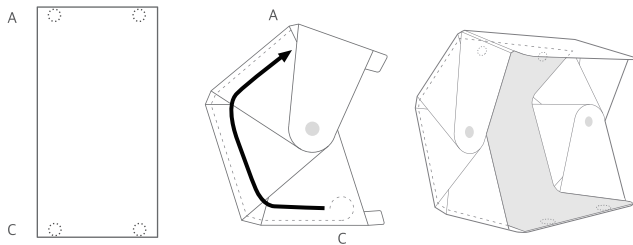
How to use

① Set up the Foldio3 by attaching the magnets located at the wing parts of the studio together.

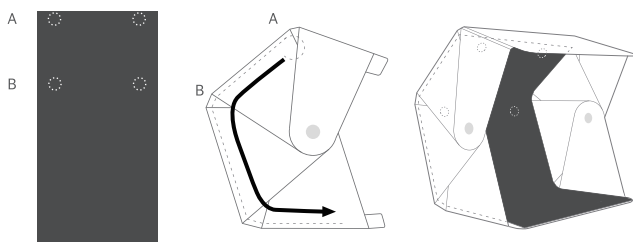


② Install the backdrop inside the Foldio3. Take note that the backdrop installation is different depending on the color of the backdrop.

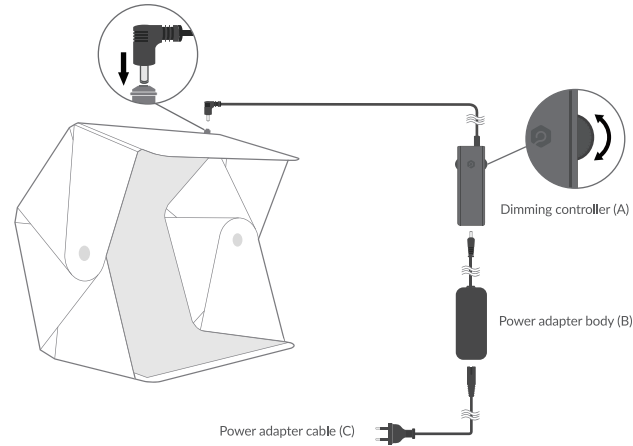
- White backdrop
Attach the backdrop at part C and part A.



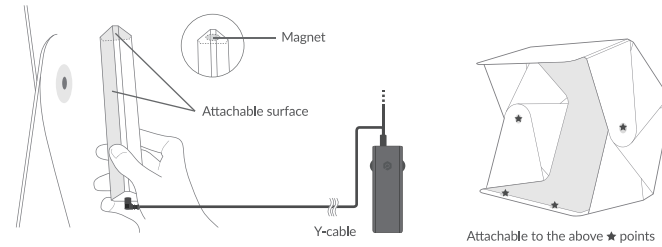
- Black backdrop
Attach the backdrop at part A and part B.



③ Plug in the dimming controller cord into DC connector located on the top side of Foldio3. Connect the three part (Parts A, B and C) in the correct order like the image below. The dimmer knob on right-hand side is used to control the main LED brightness of Foldio3.



* Halo bar (Purchasable separately) : This is an additional lighting device which is attachable to the Foldio3. The Halo bar can be used by connecting it to the Foldio3 Dimming controller. The dimmer knob on left-hand side is used to control the Halo bar brightness.



Warranty

We offer 1 year warranty from the date of purchase. However unauthorized resales are not supported by manufacturer's warranty. If you have purchased Foldio from an unauthorized dealer; the 1-year warranty (if ordinarily offered) does not apply and the Foldio will not be eligible for product support from Orangemonkie, Inc.

Orangemonkie, Inc. warrants to you, the original purchaser ("Consumer"), that this Foldio ("Product") will under normal use, operate substantially in accordance with the accompanying documentation, for a period of one (1) year from date of original purchase.

Consumer's sole and exclusive remedy, and Orangemonkie, Inc.'s sole and exclusive responsibility under this warranty will be, at Orangemonkie, Inc.'s option, to replace or repair the defective Product during the one (1) year limited warranty period so that it performs substantially in accordance with the accompanying documentation on the date of the initial purchase. Any replacement may be, at the option of Orangemonkie, Inc. a new or remanufactured Product. Any repair may be, at the option of Orangemonkie and will abide by the repair policy of Orangemonkie. Any benefits to the Consumer given by this warranty are in addition to other rights and remedies that the Consumer may be entitled to under law.

The foregoing warranty is limited to Product and is not applicable to (i) consumables such as backdrops; (ii) normal wear and tear; (iii) defects or damage caused by misuse, accident (including without limitation; collision, fire and the spillage of food or liquid), neglect, abuse, alteration, unusual stress, modification, improper or unauthorized repair or improper storage (iv) used not in accordance with the documentation; and (v) damage caused by or to the equipment with which the Product is used.

- Please refer to the Terms of Sale section of our website (www.orangemonkie.com) for more information.

General Safety information

This product is not edible.

Do not put in a microwave oven, a dishwasher, washing machine or dryer.

Never allow children to play with this product; the components of it may be a choking hazard.

Do not attempt to handle plug or power connector with wet hands.

Do not expose this product to flammables or high heat sources. Avoid storage in direct sunlight.

Do not leave this product near open flames such as cooking burners.

Do not use this product in humid locations or bad weather, such as in the rain or snow.

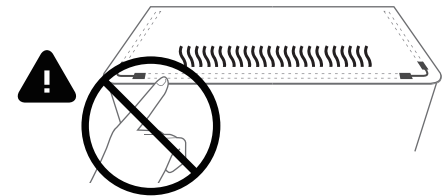
Do not keep this product near a sink or other wet areas.

Only use the adapter kit in the application for which it was intended.

If you experience any physical discomfort after using the product, stop using it immediately.

Material	White Plastic Sheet
Size	Opened - 625mm x 640mm x 550mm (25"x25"x22")
	Folded - 625mm x 390mm x 65mm (25"x15"x2.6")
Magnet	Neodymium magnets
Backdrops	White, Black
Device	Smartphone, DSLR camera
LED strips	Triple LED strips (0.6W / 96 chips), Daylight 5700K, White Diffuser cover installed Brightness control with dimmer devices
Adapter	Input: 100-240Vac 50/60Hz
	Output: 19V / 60W

Warning



- When in or after use, do not touch the LED lights or any part around the LED lights.
- The heat from the LED lights can cause burns.
- Do not look directly into the LED lights. Looking directly into the LED lights can cause injuries to the eye.

Carefully read these instructions before using Foldio.

- Failure to follow these safety instructions could result in fire, electric shock, other injuries or damage. Orangemonkie's warranty policy may not apply to damage done from misuse and carelessness from the user.
- Do not fold the Foldio body back and forth excessively, especially the wing parts. This can lead to damage or tear of the Foldio.
- Keep the backdrops away from any sharp objects. Sharp objects can cause scratches and damage to the backdrops.
- Careless handling of the backdrops can cause damage to them.
- Do not use abrasive cleaners or any chemicals to clean the backdrop.
- To reduce the possibility of overheating or heat-related injuries, always allow adequate ventilation around the studio when you use.
- It is not recommended to use the studio for periods longer than 3 hours at a time to prevent from overheating.
- Do not forget to unplug the power cord after use.
- Do not attempt to disassemble or bend the LED strips. Damage done to LED is not covered by our warranty policy.
- Do not expose this product to extremely high or low temperatures.
- Do not expose or immerse this product to liquid, moisture, humidity, or rain. Foldio is not water resistant.
- Do not tamper with or abuse Foldio.
- Do not to without limitation to drop, disassemble, crush, bend, deform, puncture, shred, microwave, incinerate, paint, or insert foreign objects into LED lighting device.
- Do not put weight or pressure on this unit as it may cause the unit to deform during storage.
- Unplug the power adapter from the equipment when not in use.
- Do not use the Foldio3 with any other power adapter kit than its own. Orangemonkie will not be held liable for any trouble or problems caused from use of parts or products which is not approved by Orangemonkie.
- Do not use the Foldio3 power adapter kit for purposes other than use with the Foldio3.
- Do not leave this product in direct sunlight for an extended period of time.
- Do not attempt to force open the LED cover and dimming controller.
- Do not tamper with or abuse the Foldio3 dimming controller.
- Do not attempt to plug in the adapter or power connector with force.
- It is not recommend to take photos of wet subjects inside of Foldio because this can cause damage.
- If you have any questions or problems concerning the Foldio3 that are not covered in this manual, please consult your nearest dealer.

Take bigger ideas with Foldio.

Foldio enables anyone to take high quality pictures with an easy set up.

Unleash your creativity using the Foldio3.

Please visit orangemonkie official website for more information about Foldio.

Thank you.

Official website : www.orangemonkie.com

US official website : us.orangemonkie.com

Facebook : www.facebook.com/orangemonkie

Instagram : [@orangemonkieteam](https://www.instagram.com/orangemonkieteam)

