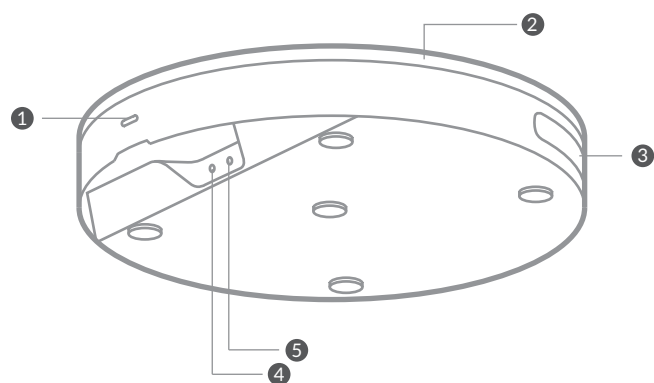


About Foldio360

Thank you for purchasing the Foldio360 smart turntable.
Foldio360 is a convenient smart turntable that allows you to create 360° images anywhere.
You can create 360° images with your smartphone or digital camera. Experience a whole new world of online contents with the Foldio360.

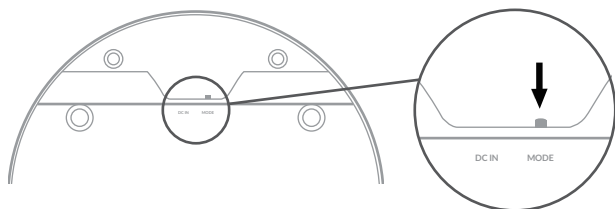


Product Overview



- ① LED Indicator & IR transmitter
- ② Rotary plate
- ③ HALO EDGE™ light
- ④ DC IN / DC power connector
- ⑤ MODE switch / Display mode switch

Display Mode



On Display Mode the turntable will continue to rotate counterclockwise.
During Display Mode, HALO EDGE™ Light and Bluetooth connection will be inactive.

How to enable, disable Display Mode

On : Press and hold the MODE button for about 2 seconds until the LED indicator blinks.
Off : Press and hold the MODE button for about 2 seconds until the LED indicator blinks.

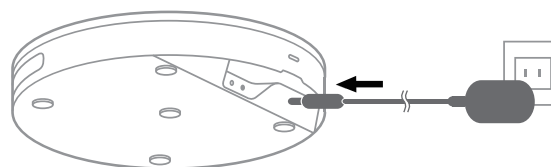
To enable HALO EDGE™ Light, turn off 'Display Mode' and connect the turntable with your smartphone via Bluetooth and execute 'Control Mode'. For details of 'Control Mode' please refer to app instructions on <http://www.orangemonkie.com>

S/W

- Anyone can use the turntable by downloading the 'Foldio360' app available in iOS / Android.
- You can easily embed or share your 360° images created with the Foldio360 through the platform developed by Orangemonkie.
For details, check <http://orangemonkie.com>


How to use

1



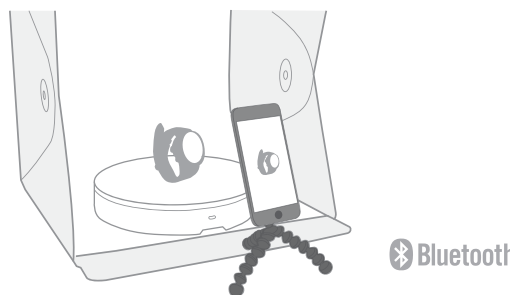
Connect the turntable with the DC adapter.
The power connector is located at the bottom of the device.

2



Use the 'Foldio360' application to connect your smartphone with the turntable via Bluetooth. You can download the 'Foldio360' application from Apple App Store or Google Play Store.

3



Place object on the center of the turntable and start creating your 360° image with your smartphone or DSLR camera.
When creating 360 images with the Foldio360, use a tripod to immobilize your smartphone or camera to enhance the quality of your image.

Technology

- Automatic Shooting system : The system automatically creates 360° images with Bluetooth or IR remote.
- HALO EDGE™ : The Halo Edge light technology created by Orangemonkie, eliminates the outline of the turntable when creating 360° images.
- BLE : By Bluetooth 4.0 technology, the turntable connects with supported smartphones.
- IR : By IR remote transmitter built in the turntable, the device can be connected with cameras supporting IR remote function.

Specification

Material	White Plastic
Size	250mm x 250mm x 45mm (10" x 10" x 1.7")
Halo Lighting	15chips / 45cells / Daylight 5700k / White
Max. load	Up to 5kg (11lbs)
Supported Communication	Bluetooth 4.0 (BLE) for Smartphone IR remote control for DSLR
Input Power	DC 12V / 1.2A
Application	Foldio360 app (iOS / Android)
Operating temperature	0°C ~ + 40°C (Typ 25°C)

System requirements

- Smartphone with bluetooth 4.0(BLE) support
- iOS 7.1
- Android 4.3

Precaution

On BLUETOOTH communications

- BLUETOOTH wireless technology operates within a range of about 10 m (30 feet). Maximum communication range may vary depending on obstacles (human body, metal, wall, etc.) or electromagnetic environment.
- BLUETOOTH communications may be disabled,
 - There is a human body between the unit and the BLUETOOTH device. This situation may be improved by placing the BLUETOOTH device facing the antenna of the unit.
 - There is an obstacle, such as metal or wall, between the unit and the BLUETOOTH device.
 - A device using 2.4 GHz frequency, such as a Wi-Fi device, cordless telephone, or microwave oven, is in use near this unit.
- Because BLUETOOTH devices and Wi-Fi (IEEE802.11b/g/n) use the same frequency (2.4 GHz), microwave interference may occur resulting in noise or audio dropout or communications being disabled if this unit is used near a Wi-Fi device. In such a case, perform the following.
 - Use this unit at least 10 m (30 feet) away from the Wi-Fi device.
 - If this unit is used within 10 m (30 feet) of a Wi-Fi device, turn off the Wi-Fi device.
 - Install this unit and the BLUETOOTH device as near to each other as possible.
- Microwaves emitting from a BLUETOOTH device may affect the operation of electronic medical devices. Turn off this unit and other BLUETOOTH devices in the following locations, as it may cause an accident: - where inflammable gas is present, in a hospital, or a petrol station - near automatic doors or a fire alarm.
- Using the BLUETOOTH device may not function on mobile phones, depending on radio wave conditions and location where the equipment is being used.
- Do not use the unit on an airplane. Radio waves may affect instruments, causing an accident due to malfunction.
- This unit supports security capabilities that comply with the BLUETOOTH standard to provide a secure connection when the BLUETOOTH wireless technology is used, but security may not be enough depending on the setting. Be careful when communicating using BLUETOOTH wireless technology.
- We do not take any responsibility for the leakage of information during BLUETOOTH communications.
- Connection with all BLUETOOTH devices cannot be guaranteed.
 - A device featuring BLUETOOTH function is required to conform to the BLUETOOTH standard specified by Bluetooth SIG, Inc. and be authenticated.
 - Even if the connected device conforms to the above mentioned BLUETOOTH standard, some devices may not be connected or work correctly, depending on the features or specifications of the device.
- Depending on the device to be connected, it may require some time to start communications.

CAUTION

- Avoid continuous use of turntable for an extended period of time.
- Only use adapters from Orangemonkie. Orangemonkie will not be held liable for any trouble or problems caused from use of parts or products which are not approved by Orangemonkie.
- Do not attempt to plug in the adapter or power connector with force.
- Do not drop, disassemble, open, crush, bend, deform, puncture, shred, microwave, incinerate the Foldio360.
- Do not place objects which weigh more than the maximum weight (5kg)
- When using, place object on the center of the turntable to prevent damage of the device.
- When not using the turntable for long periods, do not leave object on the device. Unplug the cable from the turntable when storing for long periods.
- Placing a heavy object on the turntable for an extended peroid of time can cause damage to the device.
- Do not put weight or pressure on this unit as it may cause the unit to deform during long storage.
- Do not rotate the rotary plate manually.
- Do not subject the unit to excessive shock.
- Do not expose unit to extremely high or low temperatures.
- Do not leave the unit in direct sunlight for an extended period of time.
- When cleaning clean the unit with a soft dry cloth. Do not use abrasive cleaners to clean the unit.
- Do not expose the unit to water. The unit is not waterproof.
- Do not get the unit wet. If you touch the unit with wet hands, or put the unit in a damp article of clothing, the unit may get wet and this may cause a malfunction of the unit.
- If you have any questions or problems concerning this unit that are not covered in this manual, please consult your nearest dealer.
- Do not place this unit in a place exposed to humidity, dust, soot or steam, or subject to direct sunlight.
- Do not leave the unit in a car for a long time. It may cause a malfunction. Be careful not to drop the unit into a sink or other container filled with water or any other liquid.

SAFETY INSTRUCTION

- This product is not edible.
- Do not put in a microwave oven, a dishwasher, washing machine or dryer.
- Keep out of reach of children.
- Do not attempt to handle plug or power connector with wet hands.
- Do not expose the turntable to water, alcohol, benzen or any other chemical materials.
- Do not expose the turntable to flammables or fire.
- Do not store the turntable close to flammables or high heat sources.
- Do not use the unit in humid locations or bad weather, such as in the rain or snow.
- If you experience any physical discomfort after using the unit, stop using the unit immediately.

Warranty

1-YEAR LIMITED WARRANTY

Unauthorized resales are not supported by manufacturer's warranty. If you purchase this unit from an unauthorized dealer; the 1-year warranty (if ordinarily offered) does not apply and the unit will not be eligible for product support from Orangemonkie, Inc. Orangemonkie, Inc. warrants to you, the original purchaser ("Consumer"), that this unit ("Product") will under normal use, operate substantially in accordance with the accompanying documentation, for a period of one (1) year from date of original purchase. Consumer's sole and exclusive remedy, and Orangemonkie, Inc.'s sole and exclusive responsibility under this warranty will be, at Orangemonkie, Inc.'s option, to replace or repair the defective Product during the one (1) year limited warranty period so that it performs substantially in accordance with the accompanying documentation on the date of the initial purchase. Any replacement may be, at the option of Orangemonkie, Inc. a new or remanufactured product.

Any repair may be, at the option of Orangemonkie and will abide by the repair policy of Orangemonkie. Any benefits to the Consumer given by this warranty are in addition to other rights and remedies that the Consumer may be entitled to under law.

The forgoing warranty is limited to Product and is not applicable to: (i) normal wear and tear; (ii) defects or damage caused by misuse, accident (including without limitation; collision, fire and the spillage of food or liquid), neglect, abuse, alteration, unusual stress, modification, improper or unauthorized repair or improper storage (iii) used not in accordance with the documentation; and (iv) damage caused by or to the equipment with which the Product is used. Please visit the terms of sale page of our website www.orangemonkie.com for more information.

Certification and Compliance

This device complies with Part 15 of the FCC Rules. Operation is subject to the following two conditions: (1) this device may not cause harmful interference, and (2) this device must accept any interference received, including interference that may cause undesired operation. You are cautioned that any changes or modifications not expressly approved in this manual could void your authority to operate this equipment. This equipment must not be co-located or operated in conjunction with any other antenna or transmitter. To reduce the risk of electrical shock, do not open the cabinet. Refer servicing to qualified personnel only. Do not install the appliance in a confined space, such as a bookcase or built-in cabinet.

Note / This equipment has been tested and found to comply with the limits for a Class B digital device, pursuant to Part 15 of the FCC Rules. These limits are designed to provide reasonable protection against harmful interference in a residential installation. This equipment generates, uses and can radiate radio frequency energy and, if not installed and used in accordance with the instructions, may cause harmful interference to radio communications. However, there is no guarantee that interference will not occur in a particular installation. If this equipment does cause harmful interference to radio or television reception, which can be determined by turning the equipment off and on, the user is encouraged to try to correct the interference by one or more of the following measures:

- Reorient or relocate the receiving antenna.
- Increase the separation between the equipment and receiver.
- Connect the equipment into an outlet on a circuit different from that to which the receiver is connected.

Troubleshooting

- Generally most cases can be solved by just re-connecting power cable to the turntable.
- In use, the turntable makes a small buzz sound. This is not a problem with the turntable and a normal phenomenon.
- In cases where the turntable and Bluetooth do not connect, check whether Bluetooth connection is turned-on in your smartphone.
- Place the object in the center of the turntable to avoid any disability of the device or failure to create 360 images.
- When the turntable does not rotate or when Halo Edge light does not function check the Bluetooth connection.
- When DSLR Mode does not function, check whether your camera supports IR remote and also make sure to align your camera lens with the turntable indicator.

© 2016 Orangemonkie Inc. All rights reserved.
Foldio360 - A smart turntable to create 360° images.
Designed by Orangemonkie in California and Seoul. Made in Korea. Model No. M1000R.

Now, you are ready to use Foldio360.

Please refer to the "Foldio360" section on our website for more information.

Thanks

The Orangemonkie team

www.orangemonkie.com

www.facebook.com/orangemonkie