



LIGHT BOX 4545  
Softbox

**Product Manual**

English

# Foreword

Thank you for purchasing Aputure product.

**Aputure Light Box 45x45** is a new square softbox from Aputure. It is designed for compact LED lights with full size Bowens Mount such as amaran COB 60/100/200 series lights, to create a soft, natural lighting on the go.

## IMPORTANT SAFETY INSTRUCTIONS

When using this unit, basic safety precautions should always be followed, including the following:

1. Read and understand all instructions before using.
2. Close supervision is necessary when any fixture is used by or near children. Do not leave the fixture unattended while in use.
3. Care must be taken as burns can occur from touching hot surfaces.
4. Care must be taken when touching, installing or disassembling the elastic support rod.
5. Let the lighting fixture cool down completely before storing.
6. To reduce the risk of injury, please install or disassemble the product in methods not specified in this manual.
7. The use of an accessory attachment not recommended by the manufacturer may increase the risk of fire, electric shock, or injury to any persons operating the fixture.
8. Please do not place the fixture near any liquids or other flammable objects.
9. Only use a dry microfiber cloth to clean the product.
10. This product is certified by RoHS. Please operate the product in full compliance with the operation standards. Please note that this warranty does not apply to repairs arising from malfunctions, although you may request such repairs on a chargeable basis.
11. The instructions and information in this manual are based on thorough, controlled company testing procedures. Further notice will not be given if the design or specifications change.

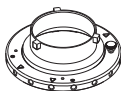
## SAVE THESE INSTRUCTIONS

# Components List


When you unbox the product, please make sure all the items listed below are included. Otherwise, please contact the seller immediately.



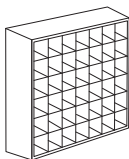
Softbox (1 pc)



Speed Ring Adapter (1 pc)



Front Fabric Diffusion  
(1.5 stop 1 pc, 2.5 stop 1 pc)



45° Fabric Light  
Control Grid (1 pc)



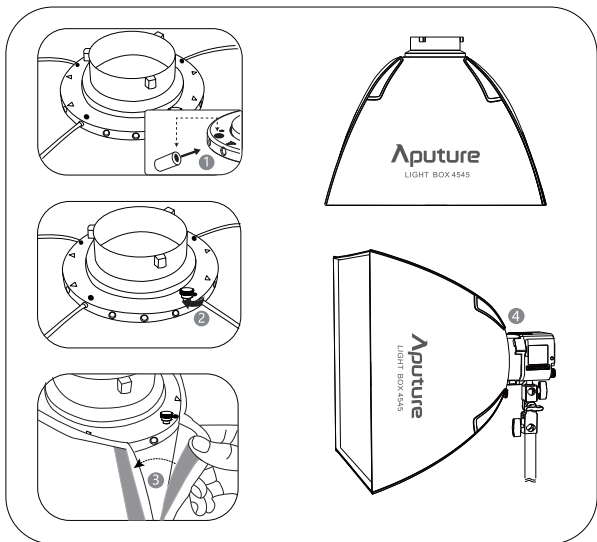
Carrying Bag (1 pc)

\*The illustrations in the manual are only diagrams for reference. Due to the continuous development of new versions of the product, if there are any differences between the product and the user manual diagrams, please refer to the product itself.

# Installation

1. Insert the four rods of the softbox into the speed ring adapter, making sure to align the position of each rod with one of the red markers. For easier setup, insert the rods in alternating order.
2. Make sure the locking screw is tightened. Attach either of the front diffusions to the softbox using the hook and loop fabric, depending on the required softness.
3. Close the gaps towards the rear of the softbox using hook and loop fabric flaps.
4. To mount the Light Box, insert the Speed Ring Adapter into the Bowens Mount of the lighting fixture and rotate counterclockwise to lock it into position.

Optional: attach the included light control grid using hook and loop fabric onto the softbox to control the spread of the light.



\* amaran COB 60 shown as reference. Also compatible with: amaran COB 100 / 200 series lights, Aputure LS 60 series lights (with included Bowens Mount Adapter), and Aputure LS 300 series lights.

## Specifications

Dimensions	Softbox (Built)	450 x 450 x 300mm / 17.7 x 17.7 x 11.8in
	Softbox (Collapsed)	480 x 260 x 50mm / 18.9 x 10.2 x 2in
	Front Diffusion (1.5 Stops)	420 x 420mm / 16.5 x 16.5in
	Front Diffusion (2.5 Stops)	420 x 420mm / 16.5 x 16.5in
Light Control Grid	Beam Angle	45°
	Dimension	420 x 420mm / 16.5 x 16.5in
Speed Ring Adapter		Standard Bowens Mount
Net Weight		680g

## Trademarks

Bowens is a trademark registered by Bowens in China and other countries.