

FUJIFILM

DIGITAL CAMERA

X-T5

New Features Guide

Version 2.00







Features added or changed as a result of firmware updates may no longer match the descriptions in the documentation supplied with this product. Visit our website for information on the updates available for different products:

<https://fujifilm-x.com/support/download/firmware/cameras/>

Contents

X-T5 firmware version 2.00 adds or updates the features listed below. For the latest manuals, visit the following website.

<https://fujifilm-dsc.com/en/manual/>

No.	Description	X-T5 	See 	Ver.
1	The TRANSFER IMAGE TO SMARTPHONE > SELECT FRAMES item in the playback menu has been renamed SELECT IMAGE & TRANSFER .	239	1	2.00
2	Changes have been made to  BUTTON/DIAL SETTING >  Fn1 BUTTON SETTING >  SMARTPHONE TRANSFER ORDER , and a  SELECT & SMARTPHONE TRANSFER ORDER option has been added.	303	2	2.00

Changes and Additions

Changes and additions are as follows.


X-T5 Owner's Manual:  239

Ver. 2.00

TRANSFER IMAGE TO SMARTPHONE

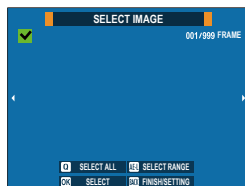
Select photos for upload to a paired smartphone or tablet via Bluetooth.

- 1 Select **TRANSFER IMAGE TO SMARTPHONE > SELECT IMAGE & TRANSFER**.

 Select **RESET** to remove "upload to smartphone" marking from all pictures before proceeding.

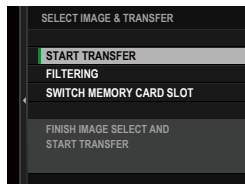
- 2 Mark pictures for upload.
Highlight pictures and press **MENU/OK** to mark them for upload.

- To switch to the memory card in the other slot or display only pictures that meet selected criteria, press **DISP/BACK** before marking begins.
- To select all pictures, press the **Q** button.
- Selecting any two pictures with the **AEL** button also selects all pictures between them.






- 3 Press **DISP/BACK** and select **START TRANSFER**.

The selected pictures will be upload-



 **Fn1 BUTTON SETTING**

Choose the role performed by the **Fn1** button during playback.

Option	Description
 SMARTPHONE TRANSFER ORDER	Pressing the button marks the current picture for transfer. If the camera is not currently paired with a smartphone, Bluetooth/SMARTPHONE SETTING options will be displayed.
 SELECT & SMARTPHONE TRANSFER ORDER	Pressing the button displays a dialog where pictures can be selected for upload to a smartphone with which the camera is paired. If the camera is not currently paired with a smartphone, Bluetooth/SMARTPHONE SETTING options will be displayed instead.
 WIRELESS COMMUNICATION	The button can be used for wireless connections.

FUJIFILM

FUJIFILM Corporation

7-3, AKASAKA 9-CHOME, MINATO-KU, TOKYO 107-0052, JAPAN

<https://fujifilm-x.com>

